

INSPIRA

YOUR STYLE, YOUR BATHROOM



Roca

www.uk.roca.com/inspira

The creation of Inspira

Select, combine, and unite your design with confidence - style guaranteed. With their perfect alignment you are free to be creative with the reassurance of a winning design combination.

This is the beauty of Inspira, a collection of complementary styles that harmoniously combine to ensure perfect results regardless of the chosen design approach, for guaranteed style in the bathroom.

An Inspired Concept

“YOUR STYLE, YOUR BATHROOM”

Roca presents Inspira, a new bathroom design concept.

Conceived from the most essential of geometrical shapes, Inspira is a system based on three design lines; Round, Soft and Square which, as well as providing design solutions on their own, also work in perfect harmony with each other when combined.

At Roca we know that your bathroom is a reflection of your personality. Whatever your personal style or aspiration, Inspira offers you the flexibility to create your own individual solution.

Three design lines

The new, versatile vitreous china and furniture collection offers three design lines and multiple combinations so, whatever the desired style, you can find the design solution to create the perfect bathroom space.



INSPIRA® **ROUND**

Stylish, pure and gracious
Its elegant and gentle form makes the natural geometry
intriguingly beautiful



INSPIRA® **SOFT**

A result of the fusion between **Square** and **Round**,
which broadens the aesthetic appeal



INSPIRA® **SQUARE**

Minimal defined and precise
Its sleek shape will enhance architecture by offering a
subtle addition to the design aesthetic



SOPHIE'S BATHROOM

Sophie is a 30 year old ballet dancer who lives in Paris.

Sophie spends her days training to improve the flexibility and coordination needed to develop softness and delicate movements in her dancing. When she arrives home she seeks a sanctuary in which to relax and unwind.

This is why Sophie has chosen Inspira ROUND, which offers smooth and sophisticated design lines, together with the White Gloss furniture finish combine perfectly to create a feminine and serene space.



PAUL'S BATHROOM

Paul, 42, is a professional Architect who lives in Barcelona.

He is meticulously detailed and a perfectionist who likes pure design lines which provide visual order to his surroundings. He may be flexible at work, but at home this is the only way he can live in harmony.

After careful consideration Paul has opted for the straight and square forms of Inspira SQUARE, creating a minimalist, defined and precise environment, emphasised by the City Oak/Dark Mirror Glass furniture finish.



IRINA & PETER'S BATHROOM

Irina, 33, and Peter, 36, are lawyers in a small law firm based in Moscow and are partners both inside and outside of work. Both are pragmatic and resolute in their day to day, but when they return home they like to relax in a warm and contemporary environment, with natural and organic elements to help them feel calm.

For this reason, Irina and Peter have found the perfect design balance by combining Inspira SQUARE and Inspira SOFT with the City Oak furniture finish, a clean and sleek aesthetic softened with natural materials.



CLAUDIA'S BATHROOM

Claudia, 26, is an Industrial Designer who lives in Sao Paulo.

Having just arrived in the city, she has settled into an apartment which, although small, is centrally located. Claudia loves simple and minimalist looks which she can personalise with her own accessories.

Claudia has therefore chosen to combine a compact Inspira ROUND WC with a UNIK basin and double drawer furniture unit to make the most of the space available.

Your Style, Your Bathroom

Whoever you are, whatever your style, Inspira offers you
the ideal solution.

One single collection, three design lines. Choose your preferred
style or simply combine freely from the collection. One thing is for
sure, the result will always be perfect.

YOUR STYLE, YOUR BATHROOM





YOUR STYLE. YOUR BATHROOM.





YOUR STYLE, YOUR BATHROOM





YOUR STYLE, YOUR BATHROOM



Infinite combinations. Infinite spaces

Offering simplicity together with advanced aesthetics, the Inspira collection provides modern sophistication making it the ideal choice for all types of private and commercial bathrooms.



Inspira Collection

Inspira includes a wide range of washbasins, WCs, bidets and furniture for a complete bathroom experience.

Washbasins

Discover the wide range of Inspira washbasins, and choose the design which best suits your needs.

FINECERAMIC®

Inspira washbasins are manufactured using FINECERAMIC®, a new high-quality ceramic material exclusive to Roca.



Precise

More precision, allowing sophisticated design details and shapes which were not previously possible in standard ceramics

Lightweight

Up to 40% lighter than conventional washbasins

Stronger

Up to 30% greater tensile strength compared to most standard fired ceramics

100% Ceramic

Easy to clean, non porous and resistant to abrasive cleaning products



On countertop



In countertop



Wall-hung

Furniture

The Inspira washbasins and furniture have been created in unison to ensure a perfect combination and provide a broad choice of design options.

Wide range

The Inspira furniture collection is available in three size options with three finishes (listed below)

Modular column unit

The column unit is perfect for increasing storage space without compromising design

Featuring an interior LED light operated by an automatic sensor, glass shelves and full length mirror this is a must for every bathroom space

Storage

The drawer interior is finished in Dark Textured Wood and is divided to organise items within the space, to suit your personal needs



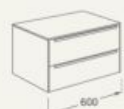
Available dimensions

1000 mm
800 mm
600 mm



Available finishes

Gloss White
City Oak
City Oak/
Dark Mirror Glass



Compatible basins

Wall-hung
On countertop
In countertop



Column unit

WCs and bidets

Roca remains at the forefront of technology with the WCs in the Inspira collection incorporating the latest flushing innovations.

RIMLESS

The Inspira **wall-hung WC** has optimised design for improved hygiene



Easier to clean

Smooth interior walls and no rim

Hygienic

Uniform distribution of water washes the entire surface of the bowl

Wall-hung

Both the WC and the seat have integrated hidden fixings for a seamless look

Compact

Ideal for smaller bathrooms the compact close-coupled option is designed specifically for when space is of a premium

SUPRALIT®

Inspira **seats and covers** for WCs and bidets are made of SUPRALIT®, a resin exclusive to Roca



More durable

30% stronger and 12% more resistant to chemicals and discolouration

More hygienic

4 times less porous material

Easier to clean

Surface with smoother, rounded edges

Soft-close

Seats and covers are available with soft-close hinges for smooth operation, avoiding unexpected loud noises



Close-coupled



Compact
close-coupled



Wall-hung




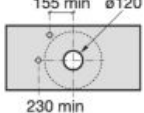

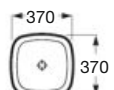
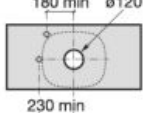

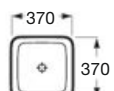
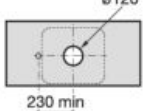

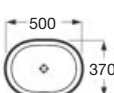

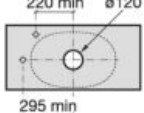

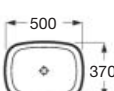
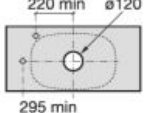

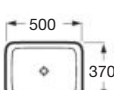
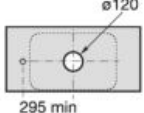




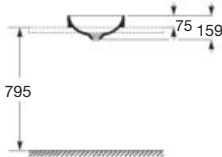
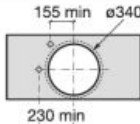

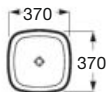
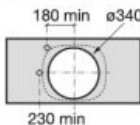

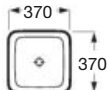
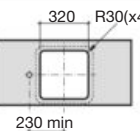
Back-to-wall



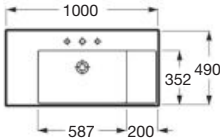
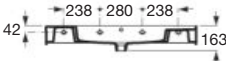
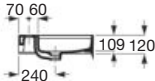


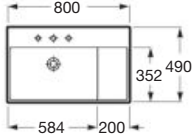
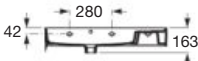
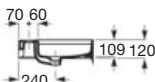


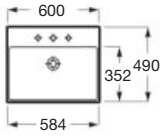

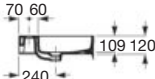
Inspira Collection

Choose from a wide range of products to create the perfect bathroom.

BASINS


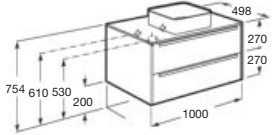

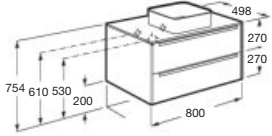

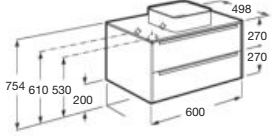



On countertop basins		FINECERAMIC® basin with fixed open waste with ceramic cover ø72mm.			
370 x 370 mm					
Round		Ref. 327523000			
Soft		Ref. 327502000			
Square		Ref. 327532000			
500 x 370 mm					
Round		Ref. 327520000			
Soft		Ref. 327500000			
Square		Ref. 327530000			

In countertop basins		FINECERAMIC® basin with fixed open waste with ceramic cover ø72mm.			
370 x 370 mm					
Round		Ref. 32752R000			
Soft		Ref. 32750R000			
Square		Ref. 32753R000			

Wall-hung basins		FINECERAMIC® basin with fixing kit.		
1000 x 490 mm				
	Ref. 32752A000 			
800 x 490 mm				
	Ref. 32752B000 			
600 x 490 mm				
	Ref. 32752C000 			

- Pre-punched taphole ($\varnothing 30$ mm).
- Taphole ($\varnothing 35$ mm).

FURNITURE UNITS

Base units and countertops for on countertop basins		Base units with 2 drawers for on countertop basins.
	1000mm base unit Ref. 857002... 1000mm countertop Ref. 857012...* Optional legs (pair) Ref. 816815339 Required EU to UK adaptor Ref. S28LIS000	
	800mm base unit Ref. 857001... 800mm countertop Ref. 857011...* Optional legs (pair) Ref. 816815339 Required EU to UK adaptor Ref. S28LIS000	
	600mm base unit Ref. 857000... 600mm countertop Ref. 857010...* Optional legs (pair) Ref. 816815339 Required EU to UK adaptor Ref. S28LIS000	
Compatible on countertop basins:		
Round		370 x 370mm Ref. 327523000 500 x 370mm Ref. 327520000 500 washbasin not compatible with 600mm base unit
Soft		370 x 370mm Ref. 327502000 500 x 370mm Ref. 327500000 500 washbasin not compatible with 600mm base unit
Square		370 x 370mm Ref. 327532000 500 x 370mm Ref. 327530000 500 washbasin not compatible with 600mm base unit

RANGE OF FINISHES

Gloss White
806Textured City Oak
402Textured City Oak /Dark Mirror Glass
403

Replace ...in the product reference with the code of the chosen colour.

*Countertop finishes are available in 806 Gloss White and 402 City Oak only.

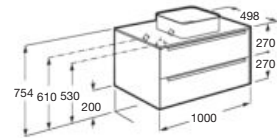
FURNITURE UNITS

Base units and countertops for
in countertop basins

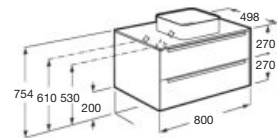
Base units with 2 drawers for in countertop basins.



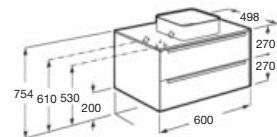
1000mm base unit
Ref. 857002...
1000mm countertop
Ref. 857020...* Soft/round
Ref. 857028...* Square
Optional legs (pair)
Ref. 816815339
Required EU to UK adaptor
Ref. S28LIS000



800mm base unit
Ref. 857001...
800mm countertop
Ref. 857019...* Soft/round
Ref. 857027...* Square
Optional legs (pair)
Ref. 816815339
Required EU to UK adaptor
Ref. S28LIS000



600mm base unit
Ref. 857000...
600mm countertop
Ref. 857018...* Soft/round
Ref. 857026...* Square
Optional legs (pair)
Ref. 816815339
Required EU to UK adaptor
Ref. S28LIS000



Compatible in countertop basins:

Round		370 x 370mm Ref. 32752R000
Soft		370 x 370mm Ref. 32750R000
Square		370 x 370mm Ref. 32753R000


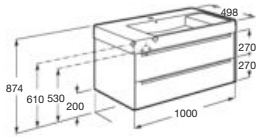

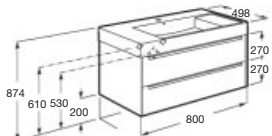

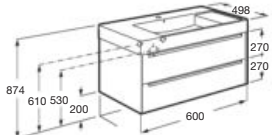

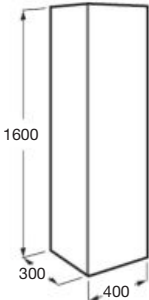
Gloss White
806

Textured City Oak
402

Textured City Oak /Dark Mirror Glass
403

Replace ...in the product reference with the code of the chosen colour.
*Countertop finishes are available in 806 Gloss White and 402 City Oak only.

FURNITURE

Base unit for wall-hung basins	Base units with 2 drawers for wall-hung basins	
	1000mm base unit Ref. 857002... 1000mm basin Ref. 32752A000 Optional legs (pair) Ref. 816815339 Required EU to UK adaptor Ref. S28LIS000	
	800mm base unit Ref. 857001... 800mm basin Ref. 32752B000 Optional legs (pair) Ref. 816815339 Required EU to UK adaptor Ref. S28LIS000	
	600mm base unit Ref. 857000... 600 mm basin Ref. 32752C000 Optional legs (pair) Ref. 816815339 Required EU to UK adaptor Ref. S28LIS000	
Column unit	Column unit with full-length mirror, adjustable glass shelves and internal lighting <i>* The column units with a wooden finish include one single full-length mirror, either on their outside or their inside.</i>	
	Left opening Ref. 857004... Right opening Ref. 857034...	

RANGE OF FINISHES



Gloss White
806


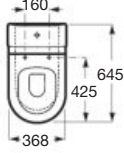
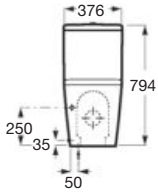
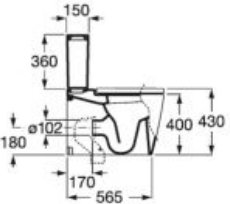

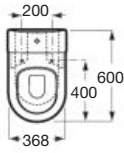
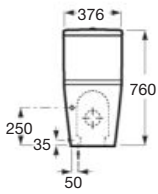
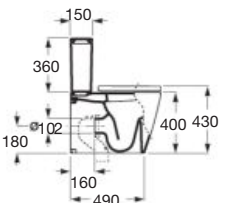


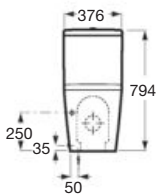
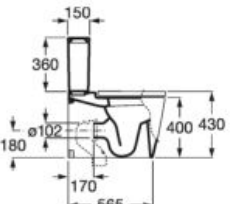

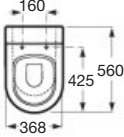
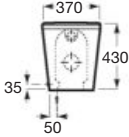
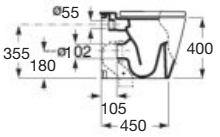

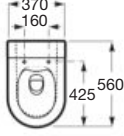
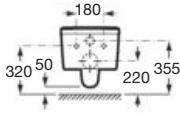
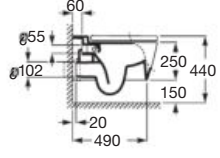

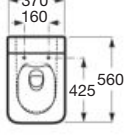
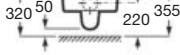
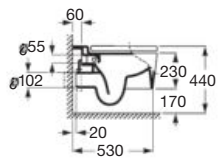


Textured City Oak
402


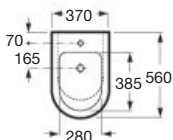
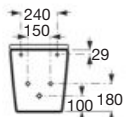
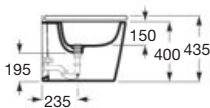

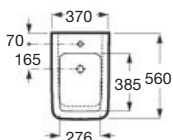



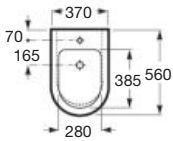
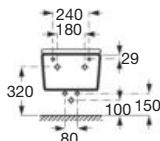
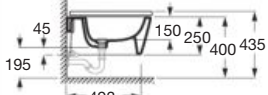

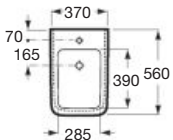
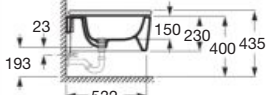
Textured City Oak /Dark Mirror Glass
403

WCs

Close-coupled WCs		Comprising of: · Back-to-wall pan with dual outlet · Cistern with dual flush 4.5/3 litres and bottom inlet · SUPRALIT® soft-close seat and cover			
Round		Pan Ref. 342527000 Cistern Ref. 341520000 Seat and cover Ref. 80152200B			
Round (Compact)		Pan Ref. 342528000 Cistern Ref. 341520000 Seat and cover Ref. 80152C00B			
Square		Pan Ref. 342537000 Cistern Ref. 341520000 Seat and cover Ref. 80153200B			
Back-to-wall WCs		Comprising of: · Back-to-wall pan with dual outlet · SUPRALIT® soft-close seat and cover · Compatible with Roca installation systems			
Round		WC Ref. 347527000 Seat and cover Ref. 80152200B			
Wall-hung WCs		Comprising of: · RIMLESS bowl with hidden fixations · SUPRALIT® soft-close seat and cover · Compatible with Roca installation systems			
Round		WC Ref. 346527000 Seat and cover Ref. 80152200B			
Square		WC Ref. 346537000 Seat and cover Ref. 80153200B			

BIDETS

Floor-standing bidets		Comprising of: · Back-to-wall bidet · SUPRALIT® soft-close seat and cover (optional)			
Round		Bidet Ref. 357527000 Cover Ref. 80652200B			
Square		Bidet Ref. 357537000 Cover Ref. 80653200B			

Wall-hung bidets		Comprising of: · Bidet with hidden fixations · SUPRALIT® soft-close cover (optional)			
Round		Bidet Ref. 357525000 Cover Ref. 80652200B			
Square		Bidet Ref. 357535000 Cover Ref. 80653200B			

Since 1917, focusing on improving your bathroom experience

AFTER NEARLY 100 YEARS, ROCA HAS PRESENCE IN MORE THAN 135 MARKETS, ALL SUPPLIED FROM ITS 75 PRODUCTION PLANTS AND MORE THAN 20,000 DEDICATED EMPLOYEES AROUND THE WORLD.

Roca is a family-owned company dedicated to the creation of bathroom spaces. It has grown thanks to its efforts in **innovation, design and sustainability** to become a leader in the bathroom sector.

The company, **founded in 1917**, started its activity manufacturing cast iron radiators for domestic use. Over time and thanks to the innovative spirit that has always defined Roca, the business evolved towards the creation of what we now know as bathroom spaces.

The bathroom space

Its first factory was set up in Gavà (Barcelona), where it shifted from producing radiators to boilers. The manufacturing of cast iron bathtubs started in 1929 and one year later the first commercial faucets started being produced. However, the most important leap was taken in 1936 when, in response to market demands, Roca started the production of vitreous china bathroom fittings.

In the sixties, Roca advanced in terms of sustainability, reducing the water consumption required for its cisterns. These were also years with a clear commitment to innovation and design, values assimilated by the company in all its ranges. As a result the **Roca Design Centre** was set up, a new product development centre which also



works on the revision and improvement of existing product ranges in its five business units across the globe.

New horizons

The 70s were years of growth and expansion, with the setting up of subsidiaries in France and Portugal. One decade later and with the philosophy of improving its products, the company took a new step forward and **started collaborating with the most relevant architects and designers**. As a result of these alliances, some of the most emblematic Roca collections were created, together with **David Chipperfield, Herzog & De Meuron** and **Giorgetto Giugiaro**, amongst others.

From then on, and particularly in the 90s, Roca continued its international expansion in order to achieve its current presence in more than **135 markets**, supplied by its 75 production plants and more than **20,000 employees around the world**.

Roca Galleries

With the aim of sharing its history, transmitting its values and offering a real brand experience, in 2009 the company opened the **Roca Barcelona Gallery**, a building with an avant-garde architecture open to the city in which, as well as displaying its collections and products, social and cultural events related to design, architecture, innovation and sustainability are held. The brand's flagship building has increased its presence with openings in **Madrid, Lisbon, London and Shanghai**.

International fame

The prestige acquired throughout nearly one century has allowed Roca to be present in some of the most emblematic buildings and spaces around the world. Today, the Roca brand is linked to some of the greatest international architectural firms, large business centres, luxury hotels, theatres, cultural spaces and historic monuments such as the **Eiffel Tower** (Paris), the **Pantanal Estadio Arena** (Brazil), the **Bolshói theatre** (Moscow) or the **Sheraton Huzhou Spring Resort** (China), among others, who have trusted the company to competently equip their bathroom spaces with quality, innovative design products synonymous with a brand like Roca.

Principle of sustainability

Roca's worldwide references also demand a high degree of responsibility. For this reason, driven by the importance of preserving the environment, Roca has lead different initiatives throughout the years, such as **Zero Waste** or **Eco-Roca**, to reduce industrial waste and carbon dioxide emissions into the atmosphere in all its factories.

However, Roca's commitment to the planet goes beyond the production processes. So much so that in 2010 it set up the **We Are Water Foundation** with the aim of raising awareness, among the public and institutions, of the need to commit to a new water culture that allows a **fair development and sustainable management of the water resources in the world**. Showing Roca's commitment and solidarity to the people and communities most affected by the lack of access to clean drinking water.



www.uk.roca.com/inspira

Roca Ltd., Samson Road, Hermitage Ind. Estate, Coalville, Leics. LE67 3FP, Tel. (01530) 830 080, Fax. (01530) 830 010
Roca Ireland, Unit 628A, Jordanstown Avenue, Greenogue Industrial Estate, Rathcoole, County Dublin, Tel: (01) 401 9340