

# L20 Square

Modern Design for the Next Generation






# Bold Lines for New Spaces.

With its sleek contours and architectural geometry, the L20 Square collection brings symmetry and character to modern bathrooms.



The Collection



2 Basin Faucets

8



Bath & Shower Faucets




12 Bidet Faucets

16

# The Collection





**Approaching design through a geometric lens, L20 Square stands out for its sharpness and carefully balanced proportions. From its body to its spout, its refined appearance is matched by powerful performance and functional versatility.**

# Precise Performance

## Designed for Lasting Reliability

Placing operational quality on the same level as design, every component of L20 Square has been carefully developed to deliver precise control, lasting durability and everyday comfort.



← Basin mixer S size in chrome.



← Basin mixer XL-size  
in matt black.

↓ Basin mixer XL-size  
in matt black.

## Engineered for Efficiency

Whether you are designing a private bathroom for your home or a public restroom with high-traffic, L20 Square is made to last in both environments. The collection has been tested for over one million opening and closing movements, with an ergonomic handle that provides firmness and support, while the clean-lined spout delivers a smooth, consistent water flow.

Advanced technology helps reduce energy and water use in several ways. Cold Start technology lowers energy consumption by automatically opening the faucet in cold water, while aerators limit flow to 5 litres per minute to conserve water.



# One Collection for Every Bathroom



← Basin mixer S size  
matt white.

## A Complete Range of Solutions

L20 Square's basin, bidet, bath and shower faucets all share the same polished identity, allowing the collection to be applied consistently throughout every corner of the bathroom. This variety of applications creates a visual continuity that feels fresh and intentional.



↑ Built-in bath-shower mixer (2 ways) in chrome.

← Wall-mounted shower mixer in matt black.

# Basin Faucets



The collection's basin faucets fit compact spaces just as well as generously sized ones. Deck-mounted models are available in small and XL sizes for smooth-body versions, and in small for pop-up waste models. Two-hole configurations further enhance design flexibility through a built-in, wall-mounted format.



↑ Basin mixer with smooth body in chrome.

← Basin XL in matt black.





# Features



## Features

- 01 Cold Start technology reduces energy use by starting with cold water.
- 02 Reliable for long-term use and tested for up to one million opening and closing movements.
- 03 Basin solutions in S and XL sizes.
- 04 Stylish spout for creating contrast and evoking the natural movement of water.
- 05 Water-saving aerators limit flow to 5 l/min.
- 06 Built-in two-hole model for a clean, minimal look.
- 07 Long-lasting shine enhanced by Evershine chrome.



|  |   |   |   |
|--|---|---|---|
| <br>5L/min |  |  |  |
| Flow Rate  | Cold Start  | One million cycles  | Evershine   |

United Water Label  5.0 l/min

Find out more at  
[www.export.roca.com](http://www.export.roca.com)

# Basin Faucets

## Deck-mounted



### S-Size

Basin mixer with smooth body and flexible supply hoses. Cold Start.

A5A322J..0



### S-Size

Basin mixer with pop-up waste and flexible supply hoses. Cold Start.

A5A302J..0

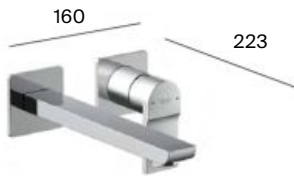


### XL-Size

Basin mixer with smooth body and flexible supply hoses. Cold Start.

A5A342J..0

## Built-in



Built-in basin mixer. Waste not included. To be completed with built-in body A525233403.

A5A352J..0

Dimensions in mm. Replace (..) in the product reference with the code of the chosen finish.

● CO Chrome\* ● NB Matt Black ○ BO Matt White

\*Basin mixers with pop-up waste are only available in chrome.

## Complete Your Space

Choose elements from different collections to match your L20 Square basin faucets

### The Gap

Basins and furniture adapt easily to different spaces while maintaining a cohesive aesthetic.

### Optica

Youthful urban furniture and basins offer flexible style, designed for modern bathroom space.

### Rubik Accessories

Accessories designed to adapt to any space and need, with screw or adhesive installation options.



# Bath & Shower Faucets

L20 Square has a clear visual language that can also be introduced to the bath and shower area. Wall-mounted and built-in solutions, along with an elegant bath spout, add a visual lightness that complements the collection's refined form. Built-in models are available with a 1-way outlet for the shower only, or a 2-way outlet for both bath and shower.





↑ Wall-mounted bath-shower mixer  
in matt black.

← Wall -mounted shower mixer  
in matt white / Stella shower hand  
in matt white.

# Features



01

02

03

04

## Features

- 01 Straightforward operation with durable design.
- 02 1-way or 2-way wall-mounted setups for baths and showers.
- 03 Technology support efficient water and energy use.
- 04 Tested and verified for up to one million operating cycles.
- 05 Durable Evershine chrome finish for lasting brilliance and resistance.



05



One million cycles

Evershine

Find out more at  
[www.export.roca.com](http://www.export.roca.com)

# Bath & Shower Faucets

## Wall-mounted



Wall-mounted bath-shower mixer with automatic diverter, Stella 100/3F hand-shower, 1.70 m PVC flexible shower hose and swivel wall bracket.


A5A012J..0



Wall-mounted shower mixer with Stella 100/3 hand-shower, 1.50 m PVC flexible shower hose and swivel wall bracket.


A5A202J..0

## Built-in



Built-in bath-shower mixer (2 ways) with automatic diverter. Includes built-in body.

A5A062J..0



Built-in shower mixer (1 way). Includes built-in body.

A5A222J..0

Dimensions in mm. Replace (..) in the product reference with the code of the chosen finish.

● CO Chrome    ● NB Matt Black    ○ BO Matt White

## Complete Your Space

Choose elements from different collections to match your L20 Square bath and shower faucets

**Ura**  
Sliding shower enclosures with 6 mm tempered glass and installation using screws/adhesive.

**Vythos**  
Minimalist bathtub with clean, balanced lines bringing elegance and versatility to any wellness space.

**Terran**  
Shower trays crafted in Stonex®, featuring an ultra-slim profile and anti-slip surface.



# Bidet Faucets





← ↑ Bidet mixer with smooth body in chrome.

Smooth body and pop-up waste bidet faucets complete the bathroom space with the same assertiveness and angular style as the rest of the L20 Square collection.

# Features



01

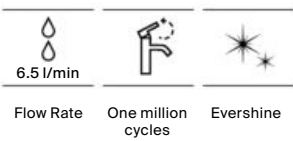
02

## Features

- 01 Reliable and easy-to-use performance, tested for one million opening and closing life cycles.
- 02 Water-saving aerators ensure a comfortable flow while controlling water use at 6.5 l/min.
- 03 High-performance Evershine chrome combining durability and luminosity.



03



Find out more at  
[www.export.roca.com](http://www.export.roca.com)

# Bidet Faucets



Bidet mixer with smooth body and flexible supply hoses.

A5A622J..0



Bidet mixer with pop-up waste and flexible supply hoses.

A5A602J..0

Dimensions in mm. Replace (..) in the product reference with the code of the chosen finish.

● C0 Chrome\* ● NB Matt Black ○ B0 Matt White

\*Bidet mixers with pop-up waste are only available in chrome.

## Complete Your Space

Choose elements from different collections to match your L20 Square bidet faucets

### The Gap

Clean-lined bidets adapt easily to different bathroom spaces, offering comfort and coherence.

### Rubik Accessories

Accessories designed to adapt to any space and need, with screw or adhesive installation options



# Materials & Finishes

Three finishes, including classic chrome with long-lasting Evershine technology, as well as matt black and matt white, reinforce the collection's highly adaptable character. Depending on how you want to complete your bathroom, L20 Square can confidently take the spotlight, or it can bring clarity and balance to everything around it.



C0 Chrome



NB Matt Black



B0 Matt White



# Our Planet Our Home



We are committed to putting people and the planet at the center of every decision we make. Because creating a sustainable future starts with the spaces we live in, and how we produce these spaces is key. That's why we craft products that bring comfort, beauty, and balance to your home, while protecting the planet every step of the way.

Every detail matters: from eco-designing products that last a lifetime to minimizing emissions, using clean energy, and reducing water and resource consumption. We believe that a home - whether our own or the planet we all share - should be a place of wellbeing, harmony, and care. This belief guides our comprehensive approach to sustainability, which involves taking a wide range of actions, such as reusing and recycling more, improving our processes, and ensuring access to water and sanitation for those who need it most, among many other initiatives.

**2045**

**Net-zero ambition**  
World's first electric tunnel kiln in operation

**53%**

decrease in scopes 1 + 2 CO<sub>2</sub> emissions\*

**55%**

decrease in energy use intensity\*

**45,000**

PV panels onsite generating 24 GWh renewable energy per year

**54%**

decrease in water consumption\*

**58%**

decrease in water use intensity\*

**78%**

of valorised waste\*\*

**58%**

drop in waste generation intensity\*



Our EcoVadis Platinum Medal for outstanding sustainability performance places Roca Group among the top 1% of over 150,000 companies assessed globally.



We are committed to taking action for the Sustainable Development Goals as proud members of the United Nations Global Compact.



Many of our products are registered with the Unified Water Label scheme. This scheme identifies water-saving products that, when installed and used correctly, will use less water, saving energy and money.

The Water Label is used across Europe for most bathroom products.

Throughout our brochure, we have highlighted the faucets with the best water-saving performance, marking those that are 'best in class' in terms of water efficiency. The flow rate classification is measured at 3 bar pressure. For more information and complete details on water flow rates and classification, please visit [www.uwla.eu](http://www.uwla.eu).

\*Between 2018 and 2024 |  
\*\*FY2024



**For over a century, Roca has embodied what it means to feel excellence: a philosophy where quality and emotion meet in every surface, colour and material. Through design, sustainability, functionality and technology, Roca has transformed the bathroom from a purely practical space into a sanctuary of well-being.**

**This balance between innovation and sensibility is part of Roca's identity. Born in Barcelona, the brand is shaped by heritage and culture, carrying the city's creativity, architectural legacy and Mediterranean lifestyle. Its designs celebrate connection, beauty and refined simplicity. Today, this spirit extends across the globe, with Roca present in more than 170 countries, bringing its vision of the bathroom experience to diverse lifestyles.**

**Guided by a constant pursuit of excellence, Roca continues to explore new ideas, materials and technologies that enrich daily life while caring for people and the planet. This commitment is reflected in every collection, inspiring people everywhere to live the best bathroom experience.**



L20 Square  
Collection



@roca\_global

@roca

@rocaglobal

**Roca**