


# Targa



The redesigned Targa has a commanding silhouette with strong lines that embody a pure and minimalist aesthetic.



Targa basin mixer XL-Size in chrome

# Effortless elegance

The redesigned Targa collection inspires a lifestyle of sustainable elegance. Designed with meticulous attention to detail, its sleek, slender silhouette and clean, straight lines exude an air of modern refinement. Available in different sizes, these versatile faucets combine form and function with innovative water-saving technologies and a choice of finishes.



Targa basin mixer S-Size in matt white

## Redefining style

Targa faucets have undergone a transformation. The revamped collection boasts a commanding silhouette characterised by bold lines that capture a pure and minimalist aesthetic.



Targa basin mixer L-Size in matt black



Targa basin mixer L-Size in stainless steel finish



Targa basin mixer L-Size in matt white

## Modern efficiency

With its sleek, geometric lines and distinctive side handle, Targa offers a clean, streamlined look ideal for contemporary settings. Seamlessly integrated into the design, the side handle not only adds to the aesthetic appeal of the faucet, but also offers ergonomic ease of use.



Targa basin mixer S-Size in matt white

## Finished to impress

The Targa collection offers a variety of elegant finishes, including the new Everlux in brushed brass and stainless steel, to create a sophisticated effect. These finishes, along with matt black, matt white, and chrome, add a stylish touch to any space.





Targa basin mixer S-Size in brushed brass



Targa basin mixer S-Size in chrome



Targa bidet mixer in matt black

## Tailored comfort

Targa's comprehensive range of basin heights accommodates different washbasin types. Available in sizes S, L and XL, these variations ensure a customised fit for every need. This collection also includes bidets models.



Targa basin mixer XL-Size in chrome



Targa basin mixer S-Size in stainless steel finish



Targa basin mixer S-Size in stainless steel finish

## Sustainable Solutions

Targa faucets are designed for long-lasting performance, with a guarantee of one million opening and closing movements. The faucets feature a 5l/min water-saving aerator and a Cold Start opening system to reduce energy consumption.



Targa wall-mounted bath-shower mixer in chrome

## Bath and shower applications

The Targa collection is designed to accommodate both shower and bath needs. Its sophisticated design blends perfectly into different bathroom settings, offering beautiful and functional solutions for every area of the bathroom.



Targa built-in bath-shower mixer in chrome



Targa basin mixer S-Size in chrome



Cold Start Opening System

Comfort Height

Flow Rate

Multiple Finishes



#### **Cold Start**

Designed with a default starting position for cold water to avoid unnecessary boiler activation. This reduces energy consumption and the amount of CO<sub>2</sub> emissions emitted into the atmosphere.

#### **Comfort Height**

The range offers a variety of washbasin types, with basin models in S, L and XL sizes, allowing customers to choose a height that suits their specific needs.

#### **Flow Rate**

Targa faucets feature aerators that limit water flow to 5l/minute and mix air into the flow, ensuring more comfort and 60% more water savings than conventional aerators. mains supply.

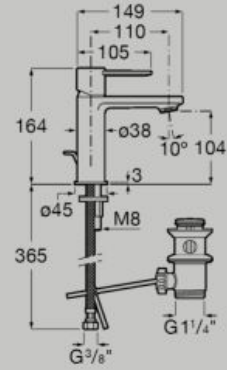
#### **Multiple Finishes**

Available in a choice of finishes to suit any bathroom style, including the highly resistant Everlux PVD finish in brushed brass and stainless steel, the long-lasting Evershine chrome finish, and painted finishes in matt black and matt white.

# Basin Mixers

Basin mixer with pop-up waste and flexible supply hoses.  
S-Size

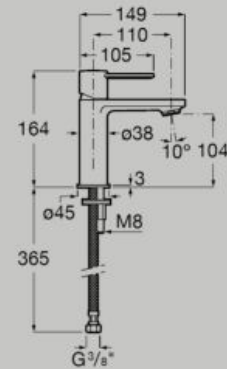
**A5A305FC00**






 5L/min			
Flow Rate	Cold Start	One million cycles	Evershine

Basin mixer with smooth body and flexible supply hoses.  
S-Size

**A5A325F..0**

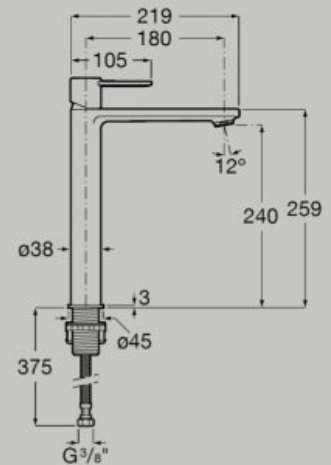






 5L/min			
Flow Rate	Cold Start	One million cycles	Evershine



Basin mixer with smooth body and flexible supply hoses.  
XL-Size






**A5A345F..0**



 5L/min			
Flow Rate	Cold Start	One million cycles	Evershine

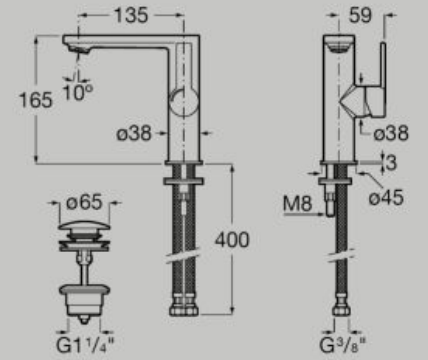


Dimensions in mm. Replace (..) in the product reference with the code of the chosen finish:

-  C0 Chrome
-  NB Matt Black
-  BO Matt White
-  SM Stainless Steel Finish
-  VA Brushed Brass

Basin mixer with lateral handle,  
smooth body and flexible supply  
hoses. L-Size

**A5A405F.0**



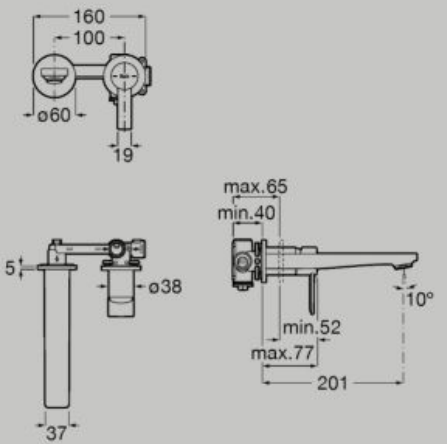
5L/min			
Flow Rate	Cold Start	One million cycles	Evershine



Built-in basin mixer.

**A5A355F.0**

*Built-in body required*



5L/min		
Flow Rate	One million cycles	Evershine

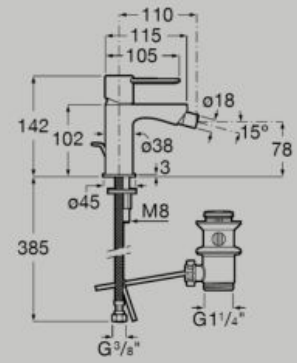


Dimensions in mm. Replace (..) in the product reference with the code of the chosen finish:

- CO Chrome
- NB Matt Black
- BO Matt White
- SM Stainless Steel Finish
- VA Brushed Brass

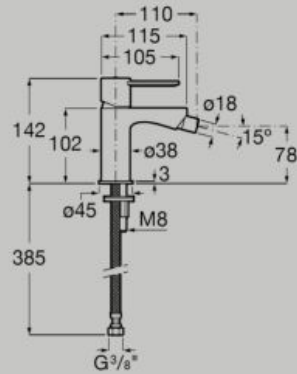
# Bidet Mixers

Bidet mixer with pop-up waste and flexible supply hoses  
**A5A605FC00**



		
8L/min		
Flow Rate	One million cycles	Evershine






Bidet mixer with smooth body and flexible supply hoses  
**A5A625F.0**



		
8L/min		
Flow Rate	One million cycles	Evershine



Dimensions in mm. Replace (.) in the product reference with the code of the chosen finish:

-  C0 Chrome
-  NB Matt Black
-  B0 Matt White
-  SM Stainless Steel Finish
-  VA Brushed Brass

# Bath & Shower Mixers

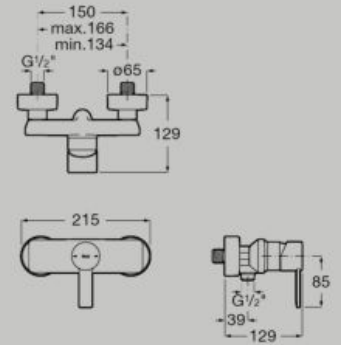
Wall-mounted shower mixer

**A5A215F.0**



One million cycles

Evershine



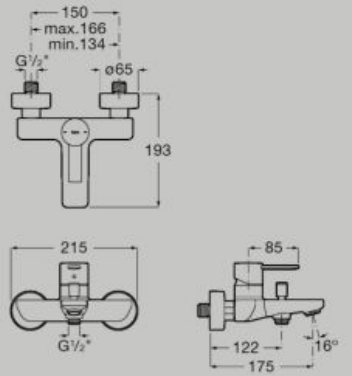
Wall-mounted bath-shower mixer with automatic diverter

**A5A025F.0**



One million cycles


Evershine



Built-in shower mixer (1 way)

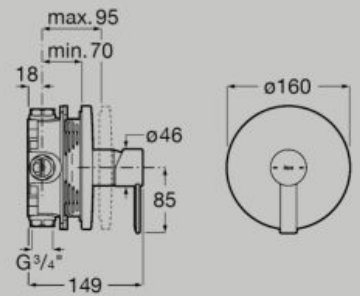
**A5A2B5F.0**

RocaBox required  
A525869403



One million cycles

Evershine



Built-in bath-shower mixer with automatic diverter (2 ways)

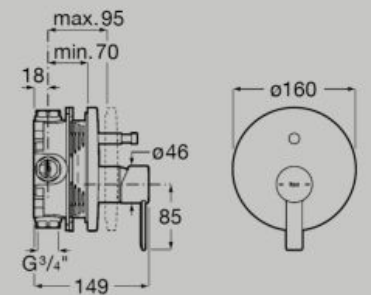
**A5A0B5F.0**

RocaBox required  
A525869403



One million cycles

Evershine



Dimensions in mm. Replace (.) in the product reference with the code of the chosen finish:

● C0 Chrome ● NB Matt Black ● B0 Matt White ● SM Stainless Steel Finish ● VA Brushed Brass

# Product Finishes


---



CO Chrome



NB Matt Black



B0 Matt White



SM Stainless Steel Finish

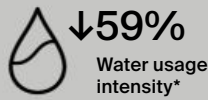
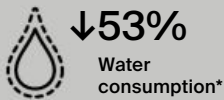
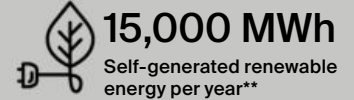
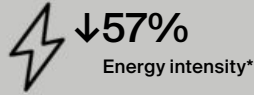
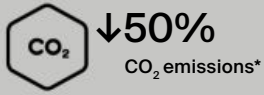


VA Brushed Brass



# Our contribution to a more sustainable future for all

Our commitment to sustainable growth and development prioritises the wellbeing of people and the planet. This commitment is reflected in our efforts to foster strong societal relationships and support communities, as well as initiatives in decarbonisation, eco-design and circularity. We create high-quality, durable products by considering their entire lifecycle, from carefully selected materials to optimised transport methods. Our aim is to combine the needs of society with environmental responsibility to deliver solutions that benefit everyone.



## Products

**Dual-flush mechanism.** Dual flush cisterns offer adaptable water use, ensuring efficiency for different flushing requirements while reducing overall water consumption.

**Smart shower.** Smart shower solutions allow programmable shower options and monitor water usage to encourage responsible and sustainable use.

**W+W.** Integrating the washbasin and toilet into a single piece, this internationally acclaimed design reuses water from the washbasin to flush the toilet.

**Certificates.** Many of our products are made from FSC®-certified wood.

Our water-using products carry the Unified Water Label water efficiency labelling system to help consumers understand the water and energy use in these products.



## Technologies

**Cold Start.** Cold Start technology prevents unnecessary boiler activation by defaulting to a cold water start position. This innovation saves energy and reduces emissions released into the atmosphere.

**Aerators.** Faucet spouts with aerators that mix air with water help to reduce the flow rate while maintaining the same functionality and comfort.

**Thermostatic faucets and fittings.** Quick Reaction® technology delivers desired temperatures rapidly and an eco-stop button contribute to water conservation in showers.

## Materials

**Stonex®.** An improved formula for Stonex® baths uses recycled PET bottles, reducing the carbon footprint by up to 25%.

## Initiatives

### Pioneering sustainable ceramics

Our recent partnership with Keramischer Ofenbau marks a significant step towards sustainability as we launched the world's first electric tunnel kiln for the production of sanitaryware. This pioneering initiative positions us as a global leader in the operation of a net-zero sanitaryware manufacturing facility, setting a new standard for the industry.

Through collaboration and innovative technology, we aim to lead the way to a sustainable future for the ceramics industry.

## We Are Water

For over a decade, the We Are Water Foundation has promoted global hygiene and sustainable water management, improving access to clean water and sanitation in disadvantaged regions while raising awareness and providing training.

## Commitment

### Sustainable and Ethical Commitment

Roca Group is committed to implementing responsible business practices that prioritise environmental protection, social responsibility and ethical behaviour.



**EcoVadis Gold Medal** recognises Roca Group's outstanding sustainability performance.



As a proud member of the **United Nations Global Compact**, sustainability forms an integral part of our commitment and we work in line with the targets of the **Sustainable Development Goals**.

\* Data from 2018-2023  
\*\* Data from 2023





**Roca is a family-owned company dedicated to the design, manufacturing, and sale of bathroom solutions for architecture, construction, and interior design. Founded in Barcelona in 1917, it combines tradition and knowledge with a passion for innovation and respect for the environment.**

**With sustainability as a key element in all its processes and a commitment to ensure a better planet for future generations, Roca is present in 170 countries, operating 79 factories across the five continents with more than 21.000 employees.**

**In 2024, Roca is an official sponsor of Alinghi Red Bull Racing for the 37<sup>th</sup> America's Cup in Barcelona. This initiative is part of the company's ongoing mission to work with leading companies that share its commitment to excellence, design, innovation and sustainability.**




---

© Roca Sanitario S.A.U. Barcelona 2024  
Av. Diagonal, 513 / 08029 Barcelona - Spain

As part of its product development policy, Roca reserves the right to modify at any time and without prior notice, any of the models and elements described in this document; Roca therefore does not guarantee the availability of those products nor does it ensure that the specifications, colors, shapes and other reproduced features are identical to the real ones. The displayed settings are merely decorative, and no technical requirements have been taken into consideration while composing them. Total or partial reproduction of the content of this publication without Roca's express authorization is prohibited. Not all products are available in all countries.

roca.com



 @roca\_global

 @roca\_global

 @rocaglobal

 @roca

 @roca



[roca.com/targa](https://roca.com/targa)

**Roca**  
